

e sales@laminghope.com  
t 020 3617 1333

**L&H**residential  
laminghope.com sales & lettings



## Coleridge Way , WD6

£1,595 pcm

- Modern end of terrace town house
- Three double bedrooms
- Two bathrooms (one en-suite)
- Kitchen/diner
- L shape lounge
- Garage
- Yavneh College catchment
- 0.2 miles from Elstree and Borehamwood Train Station
- Off street parking for two cars + garden with side access
- Move in 1/11/17 - Unfurnished





L&H Residential are proud to bring onto the market a modern end of terrace town house located in the popular development at the bottom of Shakespeare drive which is conveniently located a short walk from the town centre, Yavneh college, places of worship and Elstree and Borehamwood Train Station. The accommodation comprises of; three double bedrooms, two bathrooms (one en-suite), downstairs guest toilets, spacious kitchen diner, I shape lounge, garage and utility room. The property boasts many great features including; off street parking for two cars, side access to their private garden and being just 0.2 miles from Elstree and Borehamwood train Station.

Offered unfurnished  
Move in 1/11/17

?An early viewing is advised



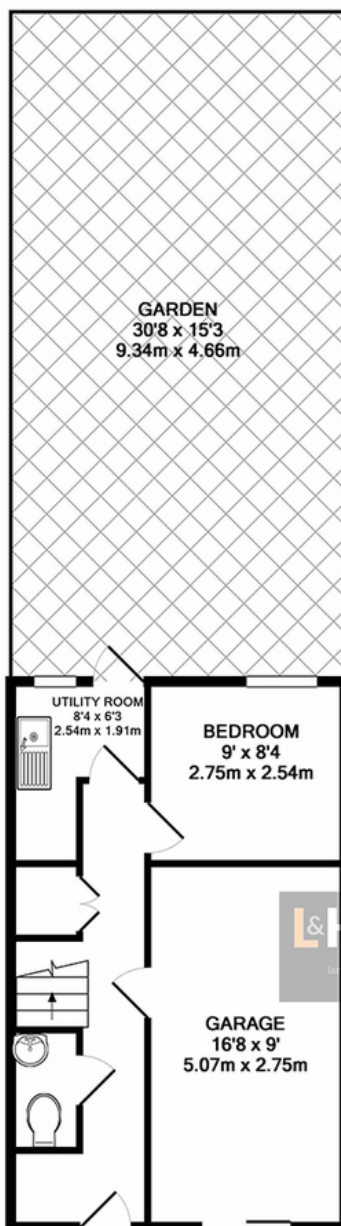
## Coleridge Way , WD6

**£1,595 pcm**

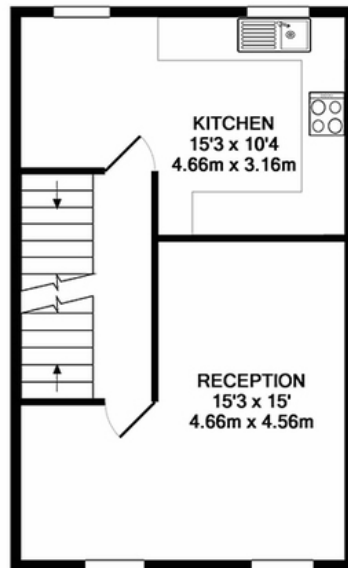
A modern 3 double bedroom end of terrace town house.



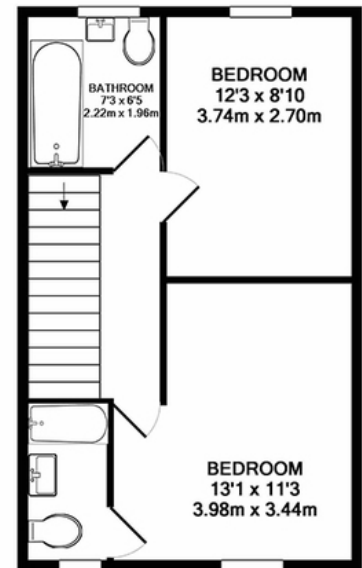




GROUND FLOOR  
APPROX. FLOOR  
AREA 382 SQ.FT.  
(35.5 SQ.M.)



1ST FLOOR  
APPROX. FLOOR  
AREA 387 SQ.FT.  
(36.0 SQ.M.)



2ND FLOOR  
APPROX. FLOOR  
AREA 387 SQ.FT.  
(36.0 SQ.M.)

TOTAL APPROX. FLOOR AREA 1156 SQ.FT. (107.4 SQ.M.)

Whilst every attempt has been made to ensure the accuracy of the floor plan contained here, measurements of doors, windows, rooms and any other items are approximate and no responsibility is taken for any error, omission, or mis-statement. This plan is for illustrative purposes only and should be used as such by any prospective purchaser. The services, systems and appliances shown have not been tested and no guarantee as to their operability or efficiency can be given.  
Made with Metropix ©2017



**L&H Residential**  
lancashirehope.com sales & lettings

**Laminghope**

12 Shenley Road, Borehamwood, Hertfordshire, WD6 1DL

T: 020 3617 1333

E: [enquiries@laminghope.com](mailto:enquiries@laminghope.com)