



## Bullhead Road, Borehamwood

£475,000 Freehold

Newly refurbished semi detached house • Two double bedrooms • Two bathrooms • Two receptions • Off street parking • Large private garden with side access • Short walking distance to Yavneh primary school

**L&H** residential  
laminghope.com sales & lettings



L&H Residential are proud to be presenting this newly refurbished 2-bedroom semi-detached house located in the sought-after area of Borehamwood. Boasting a modern interior, this property offers two double bedrooms, two bathrooms, and two spacious reception rooms, providing ample living space for a small family or professionals alike.


The property comes with the added convenience of off-street parking and the enticing potential for extension, subject to obtaining planning permission. Situated within a short walking distance of Yavneh Primary School and local shops, the location offers ease of access to essential amenities and transportation links.

**L&H residential**  
laminghope.com sales & lettings

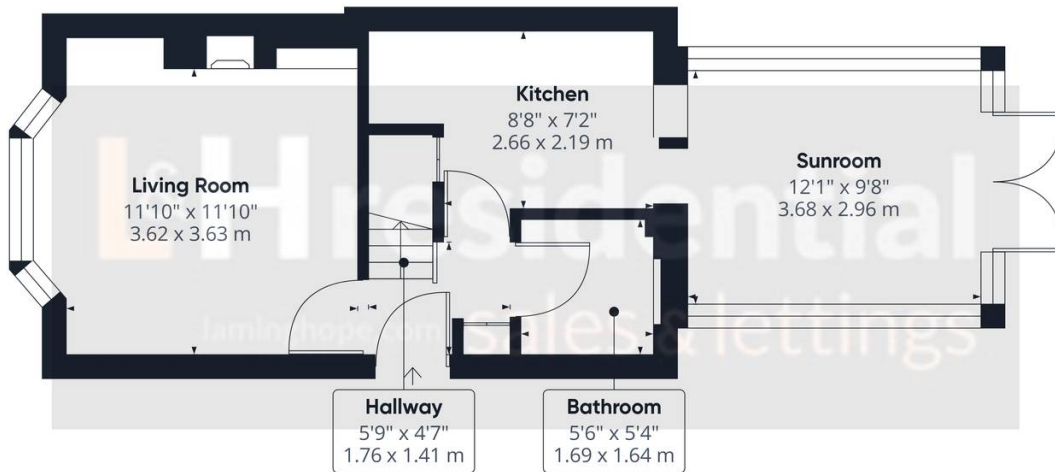


- Newly refurbished semi detached house
- Two double bedrooms
- Two bathrooms
- Two receptions
- Off street parking
- Large private garden with side access
- Short walking distance to Yavneh primary school

Scott Magor  
e scott@laminghope.com  
t +44 7572 958 043



**L&H residential**  
laminghope.com sales & lettings



Approximate total area<sup>(1)</sup>  
448.96 ft<sup>2</sup>  
41.71 m<sup>2</sup>

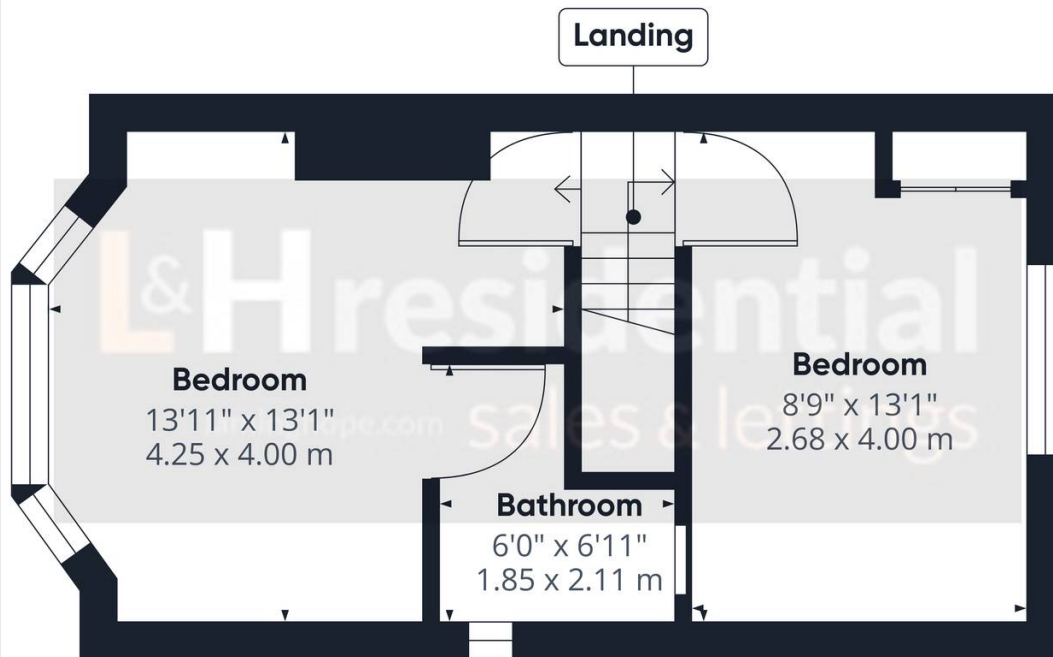
(1) Excluding balconies and terraces

While every attempt has been made to ensure accuracy, all measurements are approximate, not to scale. This floor plan is for illustrative purposes only.

Calculations are based on RICS IPMS 3C standard.

GIRAFFE360

Ground Floor



Approximate total area<sup>(1)</sup>  
284.17 ft<sup>2</sup>  
26.4 m<sup>2</sup>

(1) Excluding balconies and terraces

While every attempt has been made to ensure accuracy, all measurements are approximate, not to scale. This floor plan is for illustrative purposes only.

Calculations are based on RICS IPMS 3C standard.

GIRAFFE360

Floor 1